

Wound Appearance

Treatment Objective

Dressing Selection
Dry - Light

Dressing Selection
Moderate - Heavy

SKIN TEAR



MANAGE EXUDATE,
PROTECT

Exudate Level*



Primary Dressing

- Restore hydrogel
- Restore contact layer FLEX
- Restore LITE foam
- Endoform dermal template

Secondary Dressing
(If Needed)

- Restore gauze wrap and tape or a pressure wrap

PARTIAL THICKNESS



MANAGE EXUDATE,
PROTECT

Exudate Level*



Primary Dressing

- Restore hydrogel
- Restore contact layer FLEX
- Restore hydrocolloid
- Restore LITE foam
- Endoform dermal template

Secondary Dressing
(If Needed)

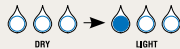
- Restore hydrocolloid
- Restore gauze wrap and tape or a pressure wrap

FULL THICKNESS



MANAGE EXUDATE,
PROTECT

Exudate Level*



Primary Dressing

- Restore hydrogel
- Restore contact layer FLEX
- Restore LITE foam
- Restore hydrocolloid
- CalciCare calcium alginate
- TRIACT foam with silicone border
- Endoform dermal template

Secondary Dressing
(If Needed)

- Gauze wrap and tape or a pressure wrap

FULL THICKNESS SLOUGH/ESCHAR



CLEANSE, DEBRIDE,
MANAGE EXUDATE

Exudate Level*



Primary Dressing

- Restore hydrogel
- Restore contact layer FLEX
- Restore LITE foam

Secondary Dressing
(If Needed)

- Restore hydrocolloid
- Gauze wrap and tape or a pressure wrap

CRITICALLY COLONIZED WOUND



CONTROL BACTERIA,
MANAGE EXUDATE

Exudate Level*



Primary Dressing

- Restore contact layer FLEX
- Endoform dermal template
- Hydrofera Blue classic foam
- Hydrofera Blue Ready foam

Secondary Dressing
(If Needed)

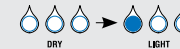
- Hydrofera Blue foam
- Hydrofera Blue Ready foam
- Gauze wrap and tape or a pressure wrap

INFECTED WOUND



CONTROL INFECTION,
MANAGE EXUDATE

Exudate Level*



Primary Dressing

- Restore contact layer, silver

Secondary Dressing
(If Needed)

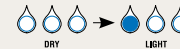
- Gauze wrap and tape or a pressure wrap

STALLED,
NON-HEALING



INITIATE
WOUND HEALING

Exudate Level*



Primary Dressing

- Endoform dermal template

Secondary Dressing
(If Needed)

- Restore contact layer FLEX
- Restore hydrocolloid
- Restore LITE foam



Primary Dressing

- Restore contact layer FLEX
- Restore foam
- TRIACT foam with silicone border

Secondary Dressing
(If Needed)

- Restore foam
- Hydrofera Blue classic foam
- Hydrofera Blue Ready foam
- Restore hydrocolloid
- Gauze wrap and tape or a pressure wrap



Primary Dressing

- Restore contact layer FLEX
- CalciCare calcium alginate
- Restore foam
- TRIACT foam with silicone border
- Hydrofera Blue classic foam
- Hydrofera Blue Ready foam
- Endoform dermal template
- Restore hydrocolloid

Secondary Dressing
(If Needed)

- Restore foam
- Hydrofera Blue classic foam
- Hydrofera Blue Ready foam
- Restore hydrocolloid
- Gauze wrap and tape or a pressure wrap



Primary Dressing

- Restore contact layer FLEX
- CalciCare calcium alginate
- Restore foam
- TRIACT foam with silicone border
- Hydrofera Blue classic foam
- Hydrofera Blue Ready foam
- Endoform dermal template

Secondary Dressing
(If Needed)

- Restore foam
- Hydrofera Blue classic foam
- Hydrofera Blue Ready foam
- CalciCare calcium alginate
- Gauze wrap and tape or a pressure wrap



Primary Dressing

- Restore hydrocolloid
- Restore foam
- TRIACT foam with silicone border
- Hydrofera Blue classic foam
- Hydrofera Blue Ready foam
- Restore contact layer FLEX

Secondary Dressing
(If Needed)

- Restore foam
- Hydrofera Blue classic foam
- Hydrofera Blue Ready foam
- Restore hydrocolloid
- Gauze wrap and tape or a pressure wrap



Primary Dressing

- Restore contact layer FLEX
- Hydrofera Blue classic foam
- Hydrofera Blue Ready foam

Secondary Dressing
(If Needed)

- Hydrofera Blue classic foam
- Hydrofera Blue Ready foam
- Gauze wrap and tape or a pressure wrap



Primary Dressing

- Restore foam, silver
- Hydrofera Blue classic foam
- Hydrofera Blue Ready foam
- CalciCare calcium alginate, silver

Secondary Dressing
(If Needed)

- Hydrofera Blue classic foam
- Hydrofera Blue Ready foam
- Gauze wrap and tape or a pressure wrap












Primary Dressing

- Endoform dermal template





Secondary Dressing
(If Needed)


- Restore hydrocolloid
- Restore foam
- Hydrofera Blue classic foam
- Hydrofera Blue Ready foam
- CalciCare calcium alginate
- TRIACT foam with silicone border

Dressing Selection Guide

		Contaminated	Colonized	Critically Colonized	Infected
 RESTORE hydrogel	3 water droplets	[Brown bar]			
 ENDOFORM dermal template	ALL	[Brown bar]			
 Restore contact layer FLEX	3 water droplets	[Brown bar]			
 Restore foam	3 water droplets	[Brown bar]			
 CalciCare calcium alginate	3 water droplets	[Brown bar]			
 Hydrofera Blue foam	3 water droplets	[Brown bar]			
 Restore contact layer, silver	3 water droplets			[Brown bar]	
 CalciCare calcium alginate, silver	3 water droplets			[Brown bar]	
 Restore foam, silver	3 water droplets			[Brown bar]	

Amount of wound Exudate

 DRY
  LIGHT
  MODERATE
  HEAVY

 = Level of bioburden

¹ Negron L, Lun S, May BC. Ovine forestomach matrix biomaterial is a broad spectrum inhibitor of matrix metalloproteinases and neutrophil elastase. *Int Wound J.* 2012 Nov 1.
² Tonnesen MG et al. Angiogenesis in Wound Healing. *The Society for Investigative Dermatology, Inc.* Vol 5, 1; 2000.
³ Pastar I et al. Epithelialization in Wound Healing: A Comprehensive Review. *Adv in Skin and Wound Care*, Vol 3, 7; 2014.
⁴ Data on file #130107-1CYT
⁵ See IFU for complete information

Hollister Incorporated
 2000 Hollister Drive
 Libertyville, IL 60048
 1.888.740.8999

www.hollister.com

The Hollister Logo, CalciCare, Restore, TRIACT, and the TRIACT graphic are trademarks of Hollister Incorporated. Hydrofera Blue and Hydrofera Blue Ready are trademark of Hydrofera, LLC. Endoform is a trademark of Mesynthes Limited.
 ©2016 Hollister Incorporated



Endoform dermal template

- The strength of a dermal template, the simplicity of collagen
- Provides broad spectrum matrix metalloproteinases reduction¹
 - Intact, native extracellular matrix promotes tissue granulation² and epithelialization for final wound closure³
 - Transforms into a soft conforming sheet, which is naturally incorporated into the wound over time



Hydrofera Blue foam

- Managing bioburden to help prevent infection
- Includes Hydrofera Blue classic foam and Hydrofera Blue Ready foam
 - Helps prevent infection through broad-spectrum bioburden management
 - Product is non-cytotoxic⁴
 - Can be used as a secondary dressing when bioburden management is needed



Restore contact layer FLEX

- Virtually pain-free removal and enhanced conformability
- Non adherent, virtually pain-free dressing removal for patient comfort
 - In contact with wound drainage, helps provide a moist wound environment



Restore contact layer, silver

- An antimicrobial option for contact layers
- Non adherent, virtually pain-free removal
 - Silver release demonstrates sustained antibacterial activity for up to 7 days⁵



TRIACT foam with silicone border

- An absorbent silicone foam border dressing
- TRIACT technology helps create a moist, healing interface
 - TRIACT Technology helps prevent damage to newly formed tissue during dressing removal
 - Silicone border offers virtually pain-free removal



CalciCare calcium alginate

- Highly absorbent calcium alginate dressing
- Helps create a conformable gel when in contact with exudate
 - Superior wet strength
 - Available in silver formulation to help manage high levels of bioburden